Evaluation and Treatment Summary

Equine Performance Evaluation & Treatment

Kaley Seitz, DVM, CVA, cIVCA
Ashley Lansaw, CESMT
(352) 389-4153
www.blueoakveterinary.com

HORSE
Lark (fictional sample)

BREED
Thoroughbred

DISCIPLINE
Eventing

AGE
10 years

SEX
Mare

History & Today's Concerns

Lark's rider noticed that she feels less supple through right bend in the first part of a ride and takes shorter steps when first asked to move sideways to the right.

Examination Findings

CERVICAL

Mild reactivity was noted through the right lower third of the neck.

THORACOLUMBAR

Moderate reactivity at the right lumbar region.

PELVIS / SI

Marked reactivity was noted through the left gluteal muscles.

Scan Reactivity Map

Mild Moderate Marked

Left lateral

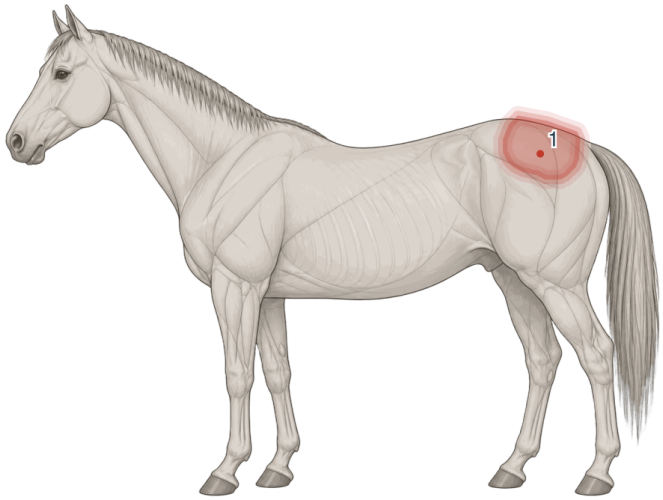

1. Gluteal mass

Right lateral

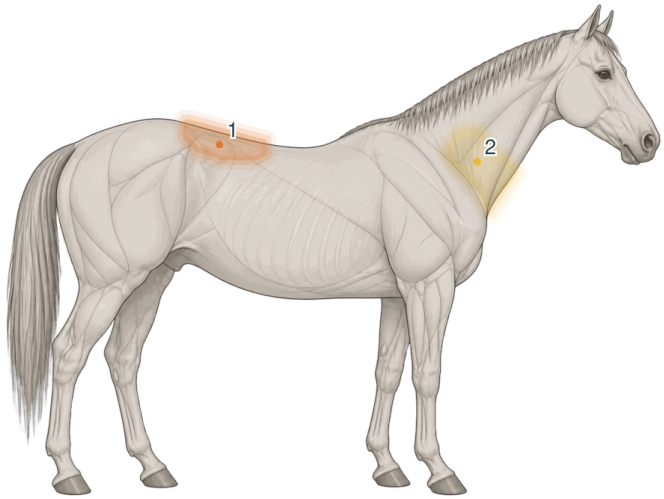

1. Loin (lumbar)

2. Lower third of neck

Dorsal

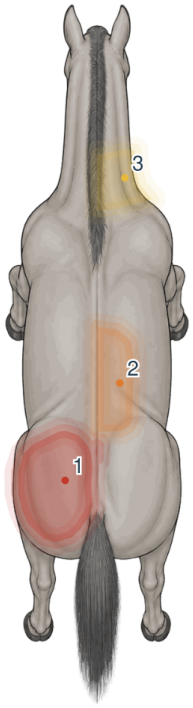

1. L Gluteal mass

2. R Loin (lumbar)

3. R Lower third of neck

Areas of palpation reactivity found during today's pre-treatment examination. Deeper color means greater reactivity. The written findings above are the complete record.

TODAY'S TREATMENTS Chiropractic

Chiropractic Treatment

TREATMENT

Comprehensive chiropractic evaluation and adjustment was performed.

NOTABLE FINDINGS

Mild restriction was noted at right C5–C6, with moderate restriction through the left SI region.

RESPONSE

Mild release at right C5–C6 after adjustment. Lark stood more quietly during the second assessment.

Chiropractic map

Left lateral

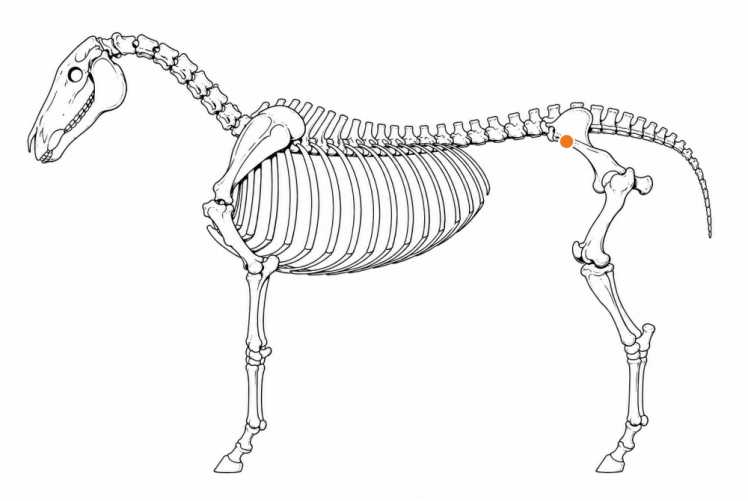

● Mild ● Moderate ● Marked Unmarked areas are not assumed normal

Right lateral

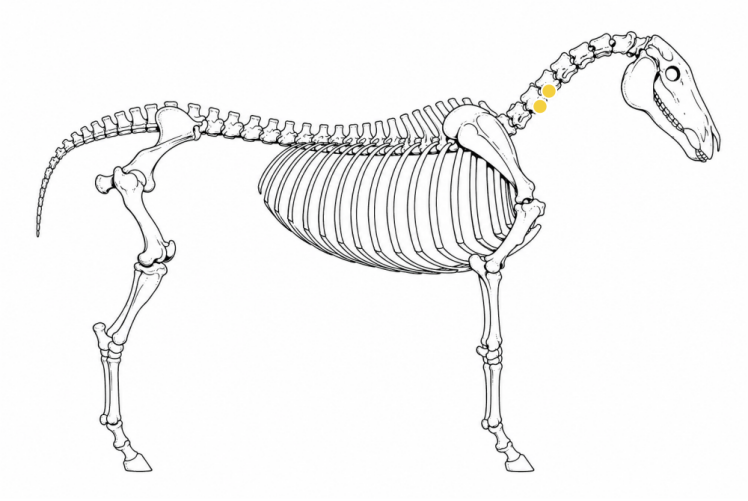

● Mild ● Moderate ● Marked Unmarked areas are not assumed normal

Dorsal

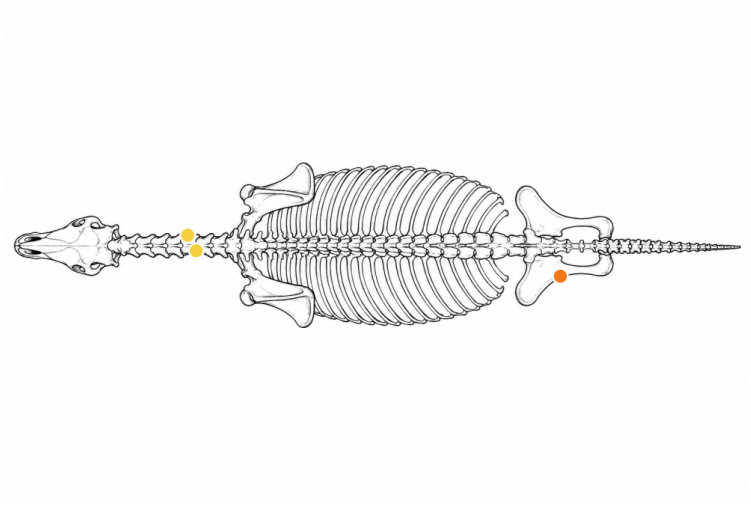

Mild Moderate Marked Unmarked areas are not assumed normal

Follow-Up & Care Instructions

- Compare Lark’s right bend and the first few lateral steps across several rides. If the shorter steps persist or become more obvious, contact Blue Oak before increasing the difficulty of the work.