Evaluation and Treatment Summary

Equine Performance Evaluation & Treatment

Kaley Seitz, DVM, CVA, cIVCA
Ashley Lansaw, CESMT
(352) 389-4153
www.blueoakveterinary.com

HORSE	**BREED**
Rowan (fictional sample)	Warmblood
DISCIPLINE	**AGE**
Dressage	12 years
SEX	
Gelding	

History & Today's Concerns

Rowan's rider noticed that he takes longer to soften to the left in warm-up and occasionally raises his head in the left canter transition. The change is most apparent on a circle.

Examination Findings

CERVICAL

Moderate reactivity was noted through the left middle third of the neck.

THORACOLUMBAR

Mild reactivity at the left thoracolumbar region.

PELVIS / SI

Mild reactivity was noted through the right sacroiliac region.

Scan Reactivity Map

Mild Moderate

Left lateral

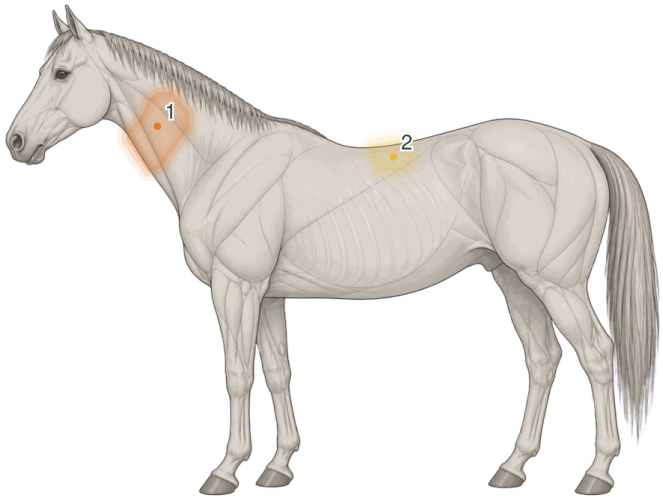

1. Middle third of neck

2. Thoracolumbar junction

Right lateral

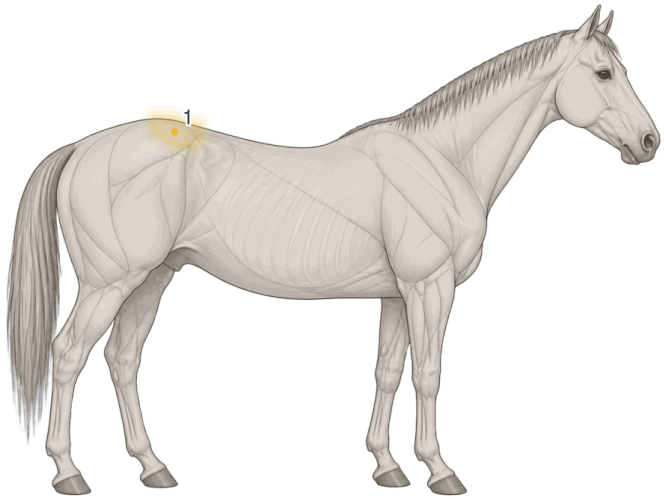

1. Sacroiliac region

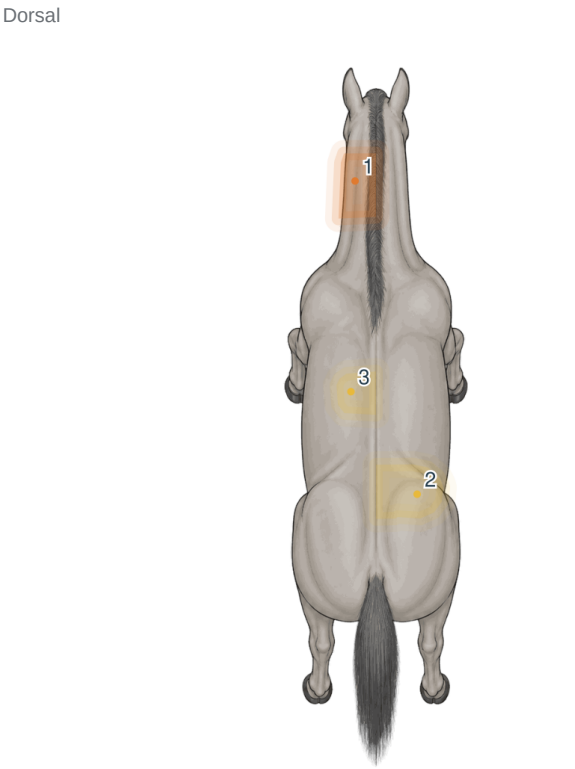

1. L Middle third of neck

2. R Sacroiliac region

3. L Thoracolumbar junction

Areas of palpation reactivity found during today's pre-treatment examination. Deeper color means greater reactivity. The written findings above are the complete record.

TODAY'S TREATMENTS Chiropractic

Chiropractic Treatment

TREATMENT

Comprehensive chiropractic evaluation and adjustment was performed.

NOTABLE FINDINGS

Moderate restriction was noted at left C2, with mild restriction through the dorsal L4–L5 region.

RESPONSE

Moderate release at left C2 after adjustment. Rowan accepted more left bend on recheck.

Chiropractic map

Left lateral

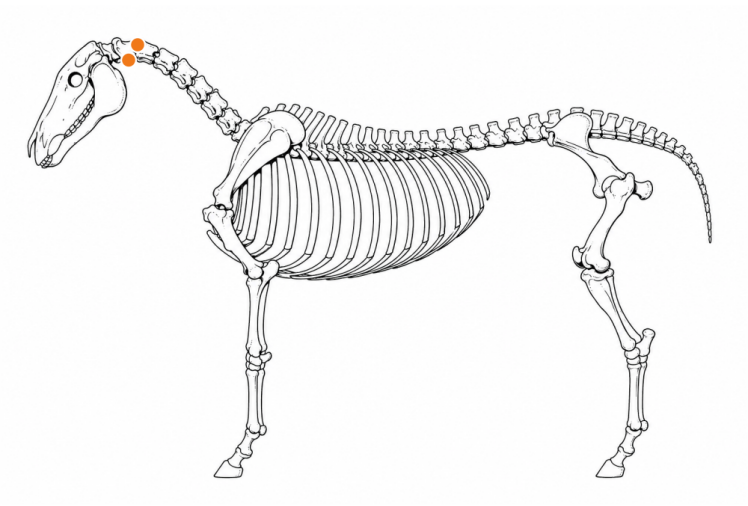

Mild Moderate Marked Unmarked areas are not assumed normal

Dorsal

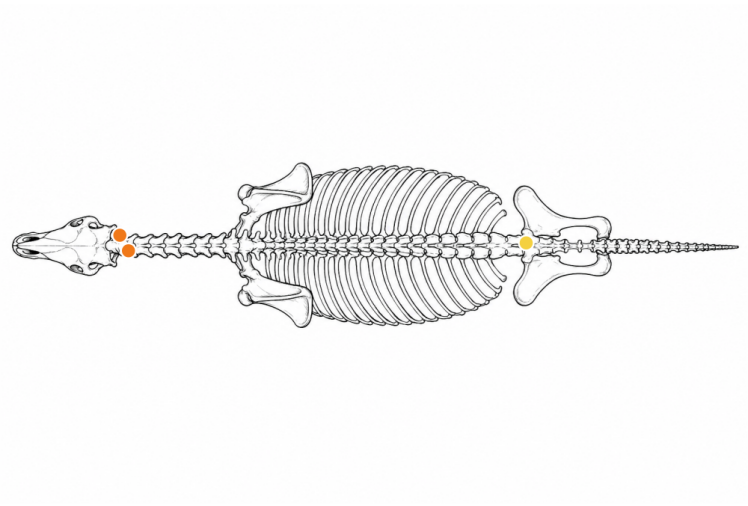

Mild Moderate Marked Unmarked areas are not assumed normal

Follow-Up & Care Instructions

- Over the next few rides, note how long Rowan takes to soften to the left and whether he still raises his head in the left canter transition. Bring those observations to the recheck.